

STHLMNORD BEAMER THEME [VERSION ROUND (PI, 5)]

Nord Inspired by Stockholm

Created by: mholson.com

Institute: School in Stockholm

Course: Courses Title Goes Here

File: output


X₃L^AT_EX_ED ON 2022/11/05



s t h l m

N O R D

A Beamer Deck Theme
*with an arctic, north-blueish
color palette.*



L^AT_EX



Table of contents

Background Information

Colors

Deck Structures

Fonts

Mathematics

References

Please use Metropolis Theme Instead

Thank you for wanting to use sthlmNord version 3.

Warning Label

You really should consider using the Metropolis theme (mTheme) developed & maintained by Matthias Vogelgesang instead. It has been extensively tested, documented and available through CTAN.

`https://github.com/matze/mtheme`

Major Features

- ⦿ Inspired by HSRM¹, mTheme² and Flux³.
- ⦿ Color theme based on Arctic Ice Studio's Nord Color Theme.
- ⦿ Libertinus sans-serif fonts compiled with X_YLA_TE_X.
- ⦿ Dark (default) and Light Themes available.

¹<https://github.com/benjamin-weiss/hsrmbeamertheme>

²<https://github.com/matze/mtheme>

³<https://github.com/pvanberg/flux-beamer>

A Brief History

The Original **sthlm** theme was created as pdf_latex port of the unique **hsrcm** theme designed by Benjamin Weiss along that included a more vibrant color scheme.

`https://github.com/benjamin-weiss/hsrcmbeamertheme`

sthlm also borrowed heavily from **mTheme** for version 2. Version 3 has been rebuild with inspiration from the first two versions and the lesser known **Flux** theme created by Pierre-Olivier Vanberg.

`https://github.com/pvanberg/flux-beamer`

Version 3 is now called **sthlmNORD** and is being typeset once again using the $\text{X}_{\text{Y}}\text{L}_{\text{A}}\text{T}_{\text{E}}\text{X}$ engine.

Sorry ... No Guarantee

This is sharing to showcase. I have created [sthlmNORD](#) to template my slide decks and have shared the code for anyone who is interested in using it or modifying it to build their own decks.

No Guarantee!

Unfortunately, I **cannot** guarantee that any of \LaTeX style files that make up [sthlmNORD](#) theme are *error free, optimized, well written or if they will work in your production environment*. I would not consider myself a \TeX nician wizard, so you have been warned! Please use with extreme **CAUTION**.

Available on GitHub

This theme and all the documentation is hosted on GitHub

Download — Fork — Contribute

<https://github.com/mholson/sthlmNordBeamerTheme>



Figure: Hosted on GitHub

This theme and all the documentation is hosted on Overleaf

View on Overleaf.com

<https://github.com/mholson/sthlmNordBeamerTheme>

Packages

Table: Packages explicitly called by `sthlmNORDtheme`.

tikz	ragged2e	metalogo	tabularray	currfile
datetime	microtype	textcomp	unicode-math	libertinus-oft
mathtools	amssymb	siunitx	calc	cancel
cases	fontawesome5	diffcoeff	wasysym	xfrac
enumitem	verbatim	minted	cleveref	listings

Packages

The following custom packages make up the `sthlmNORD` theme:

beamerthemesthlmnord.sty the main style file.

mhocolorthemenord.sty the style file that defines the nord color palette.

mhomacros.sty custom mathematics macros.

mhotables.sty setup tables for use with `tabularray` pkg.

Nord Color Palette

POLAR NIGHT

SNOW STORM

FROST

AURORA

nord 0

nord 4

nord 7

nord 11

nord 1

nord 5

nord 8

nord 12

nord 2

nord 6

nord 9

nord 13

nord 3

nord 10

nord 14

nord 15

Polar Night

- ⊙ text: `\cDarkBlack{text}` u `\cnordZero{text}`
- ⊙ : `\cBlack{text}` u `\cnordOne{text}`
- ⊙ text: `\cDarkGrey{text}` u `\cnordTwo{text}`
- ⊙ text: `\cGrey{text}` u `\cnordThree{text}`

Polar Storm

- ⊙ text: `\cDivGrey{text}` u `\cnordFour{text}`
- ⊙ text: `\cLightGrey{text}` u `\cnordFive{text}`
- ⊙ text: `\cBGGrey{text}` u `\cnordSix{text}`

Polar Frost

⊙ text: `\cAquaBlue{text}` u `\cnordSeven{text}`

⊙ text: `\cLightBlue{text}` u `\cnordEight{text}`

⊙ text: `\cBlue{text}` u `\cnordNine{text}`

⊙ text: `\cDarkBlue{text}` u `\cnordTen{text}`

Polar Aurora

⊙ text: `\cRed{text}` u `\cnordEleven{text}`

⊙ text: `\cOrange{text}` u `\cnordTwelve{text}`

⊙ text: `\cYellow{text}` u `\cnordThirteen{text}`

⊙ text: `\cGreen{text}` u `\cnordFourteen{text}`

⊙ text: `\cPurple{text}` u `\cnordFifteen{text}`

Non-Nord Greens

⦿ `text: \cDarkGreen{text}`

⦿ `text: \cLightGreen{text}`

Polar Night

- ⊙ text : text
- ⊙ text : text
- ⊙ text : text
- ⊙ text : text

Polar Storm

- ⊙ text : text
- ⊙ text : text
- ⊙ text : text

Polar Frost

- ⊙ text : text
- ⊙ text : text
- ⊙ text : text
- ⊙ text : text

Polar Aurora

- ⊙ text : text
- ⊙ text : text
- ⊙ text : text
- ⊙ text : text
- ⊙ text : text

Block Environments

Block Environment

Lorem ipsum dolor sit amet, consectetur adipiscing elit.

Example Environment

Lorem ipsum dolor sit amet, consectetur adipiscing elit.

Alert Environment


Lorem ipsum dolor sit amet, consectetur adipiscing elit.

Enumerated Lists

1. Lorem ipsum dolor sit amet, consectetur adipiscing elit.
2. Ut purus elit, vestibulum ut, placerat ac, adipiscing vitae, felis.
 - 2.1 Nam dui ligula, fringilla a, euismod sodales, sollicitudin vel, wisi.
 - 2.2 Morbi auctor lorem non justo.
3. Curabitur dictum gravida mauris.
4. Nam arcu libero, nonummy eget, consectetur id, vulputate a, magna.

Itemized Lists

- ⊙ Lorem ipsum dolor sit amet, consectetur adipiscing elit.
- ⊙ Ut purus elit, vestibulum ut, placerat ac, adipiscing vitae, felis.
 - Nam dui ligula, fringilla a, euismod sodales, sollicitudin vel, wisi.
 - ▷ Nulla malesuada porttitor diam.
 - ▷ Ut purus elit, vestibulum ut, placerat ac, adipiscing vitae, felis.
 - Morbi auctor lorem non justo.
- ⊙ Curabitur dictum gravida mauris.
- ⊙ Nam arcu libero, nonummy eget, consectetur id, vulputate a, magna.

 **Remark:** This theme does not support more than three levels of itemized items; however, this could easily be expanded in the style file.

Description Lists

Definition 1 Lorem ipsum dolor sit amet, consectetur adipiscing elit.

Definition 2 Ut purus elit, vestibulum ut, placerat ac, adipiscing vitae, felis.

Using Listings Package for Code Printing

```
% testing
\documentclass[opt]{name}
\prob Solve the equation  $\cos x = \frac{1}{2}$ 
for  $0 \leq x \leq 2\pi$ .

\soln A fantastic solution will follow.
```

Warning

Breaking Change! Listings is now used instead of Minted.

A Python Example

```
import os
import sys
import subprocess
import getpass
from pathlib import Path
import shortuuid
from datetime import datetime
from tabulate import tabulate
```

Example >_ Additional text goes here

 **Problem:** Include your problem here.

 **Solution:** A fantastic solution can be written here.

Theorem \rightarrow Additional text goes here

Write your proposition here.

 **Proof:** Write a convincing proof here.

italics *The fast bulldog jumps the great happy wizard*

bold **The fast bulldog jumps the great happy wizard**

smallcaps THE FAST BULLDOG JUMPS THE GREAT HAPPY WIZARD

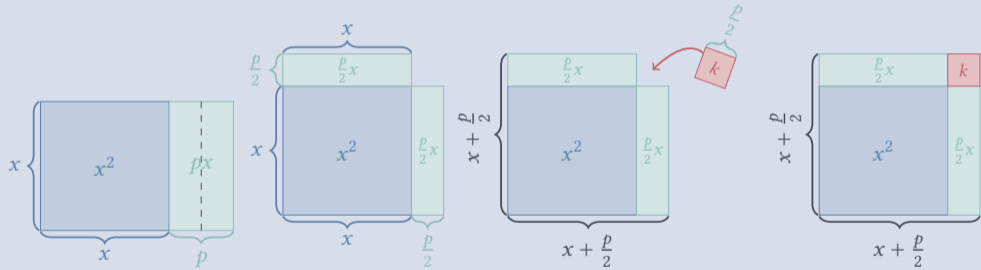
roman The fast bulldog jumps the great happy wizard

source The fast bulldog jumps the great happy wizard

Gaussian Probability Density Function

$$f(x | \mu, \sigma^2) = \frac{1}{\sqrt{2\sigma^2\pi}} e^{-\frac{(x - \mu)^2}{2\sigma^2}}$$

Completing The Square



Example >_ Expand & Simplify

 **Problem:** Expand and simplify $2(x - 3)^2 - 3(x + 1)^2$.

oxfordIGCSEext5th-C02-S04-E11-Q24[2] 

Example >_ Expand & Simplify

n Solution:

$$\begin{aligned}2(x - 3)^2 - 3(x + 1)^2 &= 2(x + -3)^2 + -3(x + 1)^2 \\&= 2[(x + -3)(x + -3)] + -3[(x + 1)(x + 1)] \\&= 2[x^2 + -6x + 9] + -3[x^2 + 2x + 1] \\&= 2(x^2) + 2(-6x) + 2(9) + -3(x^2) + -3(2x) + -3(1) \\&= 2x^2 + -12x + 18 + -3x^2 + -6x + -3 \\&= 2x^2 + -3x^2 + -12x + -3x + 18 + -3 \\&= -1x^2 + -18x + 15 \\&= -x^2 - 18x + 15\end{aligned}$$

Example >_ Completing The Square

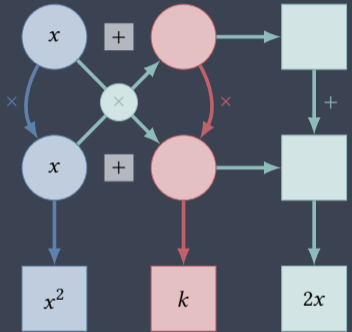
 **Problem:** Solve the equation $x^2 + 2x - 3 = 0$ by completing the square.

ma2c-5000-2022-Q2119a[1] 

Example >_ Completing The Square

n Solution:

$$x^2 + 2x - 3 = 0$$
$$x^2 + 2x + \text{\textcolor{red}{-3}} = 0$$
$$x^2 + 2x + \text{\textcolor{red}{k}} + \text{\textcolor{red}{-k}} + \text{\textcolor{red}{-3}} = 0$$



Example >_ Completing The Square

$$x^2 + 2x + k + -k + -3 = 0$$

$$x^2 + 2x + 1 + -1 + -3 = 0$$

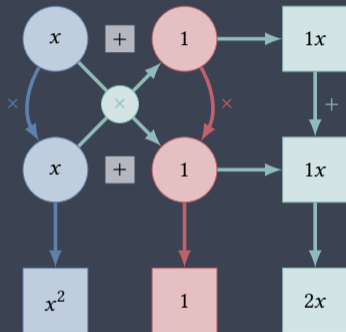
$$(x + 1)^2 + -4 = 0$$

$$(x + 1)^2 = 4$$

$$\sqrt{(x + 1)^2} = \sqrt{4}$$

$$|x + 1| = 2$$

Now we can consider both cases of $|x + 1|$.



Example >_ Completing The Square

Case I: Positive Case

$$x + 1 = 2$$

$$x = -1 + 2$$

$$= 1$$

Case II: Negative Case

$$-(x + 1) = 2$$

$$x + 1 = -2$$

$$x = -1 + -2$$

$$= -3$$

Dice



Coins



Sample Space Set Example

	1	2	3	4	5	6
	7	8	9	10	11	12
	13	14	15	16	17	18
	19	20	21	22	23	24
	25	26	27	28	29	30
	31	32	33	34	35	36

- ⊙ $\{\}$: `\set\{\}`
- ⊙ $::$: `\suchthat`
- ⊙ \mathbb{U} : `\setU`
- ⊙ \mathbb{S} : `\setS`
- ⊙ \mathcal{C} : `\setComp`
- ⊙ \mathbb{N} : `\setN`
- ⊙ \mathbb{N}^* : `\setNs`
- ⊙ $\mathbb{N}_{\geq 4}$: `\setNi{\ge 4}`
- ⊙ \mathbb{W} : `\setW`
- ⊙ \mathbb{Z} : `\setZ`
- ⊙ \mathbb{Z}^+ : `\setZp`
- ⊙ \mathbb{Z}^- : `\setZn`
- ⊙ \mathbb{Z}^* : `\setZs`
- ⊙ $\mathbb{Z}_{\geq 4}$: `\setZi{\ge 4}`
- ⊙ \mathbb{O} : `\setO`
- ⊙ \mathbb{E} : `\setE`
- ⊙ \mathbb{P} : `\setP`
- ⊙ \mathbb{Z}_{n^2} : `\setSquare`
- ⊙ \mathbb{Z}_{n^3} : `\setCubes`
- ⊙ \mathbb{Q} : `\setQ`
- ⊙ \mathbb{Q}^+ : `\setQp`
- ⊙ \mathbb{Q}^- : `\setQn`
- ⊙ \mathbb{Q}^* : `\setQs`
- ⊙ $\mathbb{Q}_{\geq 4}$: `\setQi{\ge 4}`
- ⊙ \mathbb{R} : `\setR`
- ⊙ \mathbb{R}^+ : `\setRp`
- ⊙ \mathbb{R}^- : `\setRn`
- ⊙ \mathbb{R}^* : `\setRs`
- ⊙ $\mathbb{R}_{\geq 4}$: `\setQi{\ge 4}`
- ⊙ \mathbb{C} : `\setR`

References

- [1] Lena Alfredsson and Hans Heikne. *Matematik 5000+ Kurs 1b Lärobok Digital*. OCLC: 1251871262. 2021. ISBN: 978-91-27-45820-8.
- [2] David Rayner. *Complete mathematics for Cambridge IGCSE: Extended*. Fifth edition. Aspire succeed progress. Oxford: Oxford University Press, 2018. 493 pp. ISBN: 978-0-19-842507-6.