

A better way to format your ICon-MaSTEd paper for *IOP Conference Series: Earth and Environmental Science*

S O Semerikov^{1,2,3}, S M Chukharev⁴, S I Sakhno², A M Striuk^{2,5},
Andrii V Iatsyshin^{6,7}, S V Klimov⁴, V V Osadchy⁸, T A Vakaliuk^{9,3,1},
P P Nechypurenko¹, O V Bondarenko¹ and H B Danylchuk¹⁰

¹ Kryvyi Rih State Pedagogical University, 54 Gagarin Ave., Kryvyi Rih, 50086, Ukraine

² Kryvyi Rih National University, 11 Vitalii Matusevych Str., Kryvyi Rih, 50027, Ukraine

³ Institute for Digitalisation of Education of the NAES of Ukraine, 9 M. Berlynskoho Str., Kyiv, 04060, Ukraine

⁴ National University of Water and Environmental Engineering, 11 Soborna Str., Rivne, 33028, Ukraine

⁵ Academy of Cognitive and Natural Sciences, 54 Gagarin Ave., Kryvyi Rih, 50086, Ukraine

⁶ State Institution “The Institute of Environmental Geochemistry of National Academy of Sciences of Ukraine”, 34a Palladin Ave., Kyiv, 03142, Ukraine

⁷ G.E. Pukhov Institute for Modelling in Energy Engineering of NAS of Ukraine, 15 General Naumova Str., Kyiv, 03164, Ukraine

⁸ Bogdan Khmelnytsky Melitopol State Pedagogical University, 20 Hetmanska Str., Melitopol, 72300, Ukraine

⁹ Zhytomyr Polytechnic State University, 103 Chudnivska Str., Zhytomyr, 10005, Ukraine

¹⁰ Bohdan Khmelnytsky National University of Cherkasy, 81 Shevchenko Blvd., Cherkasy, 18031, Ukraine

E-mail: semerikov@gmail.com, konf.knu@gmail.com , budfac@gmail.com,
andrey.n.stryuk@gmail.com, iatsyshyn.andriy@gmail.com, s.v.klimov@nuwm.edu.ua,
poliform55@gmail.com, tetianavakaliuk@gmail.com, acinonyxleo@gmail.com,
bondarenko.olga@kdpu.edu.ua, abdanilchuk@gmail.com

Abstract. A clear and well-documented L^AT_EX document is presented as an article formatted for publication by IOP Publishing in a *IOP Conference Series: Earth and Environmental Science*. Based on the “jpconf” document class, this article presents and explains many of the common variations, as well as many of the formatting elements an author may use in the preparation of the documentation of their work. An article abstract should not normally exceed 200 words in a single paragraph. This template don’t use any keywords.

1. On the T_EX

Already the 2nd proceedings of the ICSF conference is being prepared for publication in the *IOP Conference Series: Earth and Environmental Science*. Working on past proceedings led the editorial board closer to the idea that it is easier to reject a poorly formatted article rather than spend time editing it and delaying the publication of the complete proceedings volume. As a result, authors are highly recommended to read this handbook from beginning to end before

beginning work on their piece. Failure to follow the formatting guidelines will result in the article being rejected at the review stage or even sooner.

Traditionally, we use \LaTeX templates for the conference proceedings due to a lot of reasons, the main of them is the attempt to decrease an extra amount of editing efforts for the proceedings editors. You can freely use any \LaTeX compatible typesetting system (e.g., TeXstudio + TeX Live is a good choice for any operating systems), but if you don't to be involved into the \LaTeX system administration, we propose to use a cloud based \LaTeX editors like Overleaf. After registering at <https://www.overleaf.com>, you can start your paper revision with this template using 'New Project' – 'Upload Project' menu (figure 1).

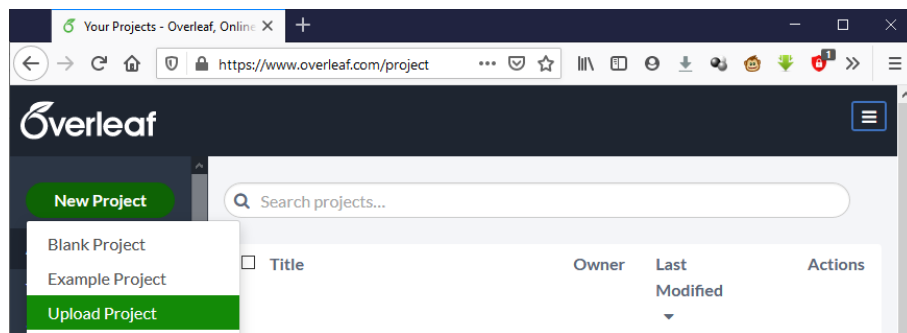


Figure 1. How to upload your project to Overleaf, part 1.

The next step is to select the template archive – you can download it from the conference website (figure 2, figure 3).

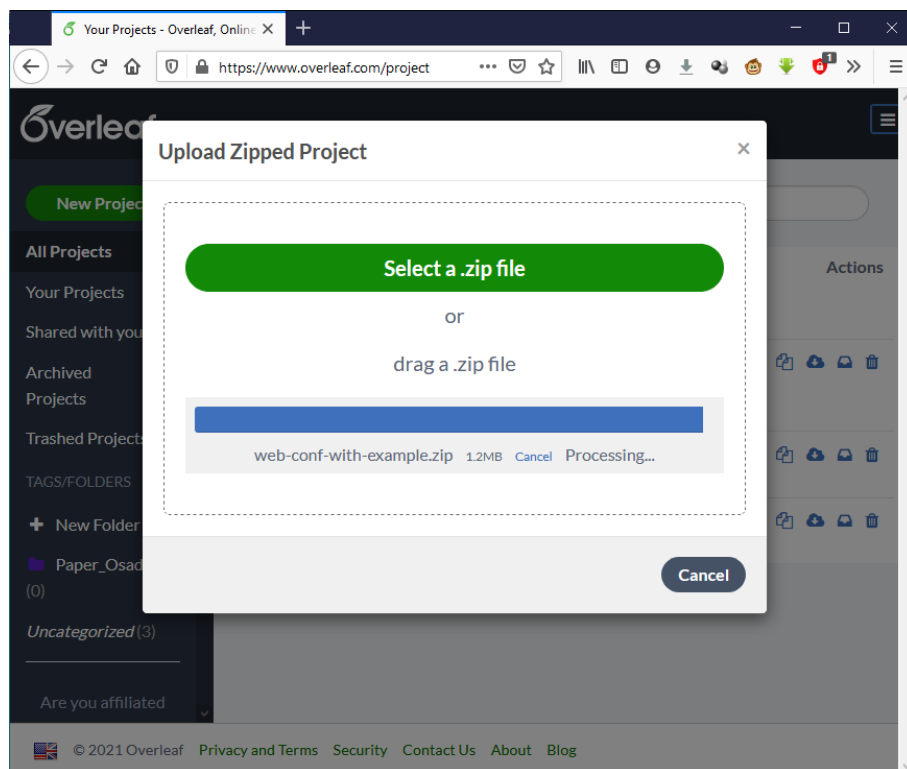


Figure 2. How to upload your project to Overleaf, part 2.

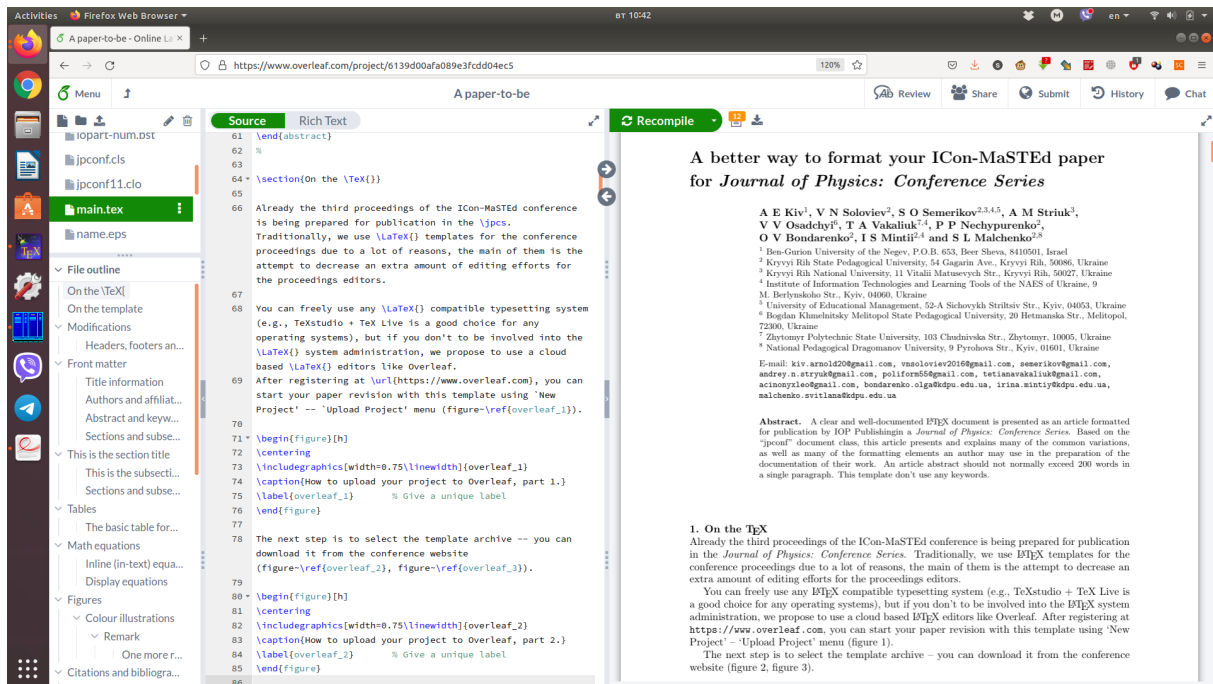


Figure 3. Overleaf, online $\text{L}^{\text{A}}\text{T}_{\text{E}}\text{X}$ editor.

To get a camera-ready version of your paper in PDF, you can click to 'Download PDF' icon or use 'Menu' to download both LaTeX source files (ZIP) and camera-ready version (PDF) (figure 4).

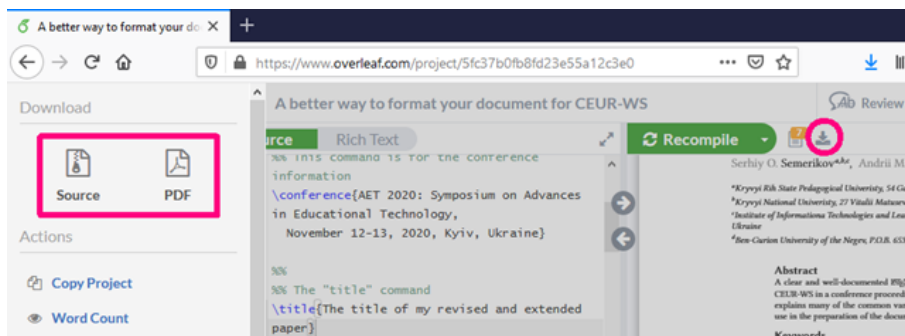


Figure 4. How to download your project from Overleaf.

The most-often recommended tutorials are “The (Not So) Short Introduction to $\text{L}^{\text{A}}\text{T}_{\text{E}}\text{X}2_{\epsilon}$ ” (<https://www.ctan.org/tex-archive/info/lshort/>) and “Learn LaTeX in 30 minutes” (https://www.overleaf.com/learn/latex/Learn_LaTeX_in_30_minutes).

2. On the template

jpconf requires $\text{L}^{\text{A}}\text{T}_{\text{E}}\text{X} 2_{\epsilon}$ and can be used with other package files such as those loading the AMS extension fonts `msam` and `msbm` (these fonts provide the blackboard bold alphabet and various extra maths symbols as well as symbols useful in figure captions); an extra style file `iopams.sty` is provided to load these packages and provide extra definitions for bold Greek letters.

The `iopart-num` L^AT_EX style is intended for use in preparing manuscripts for Institute of Physics Publishing journals, including *IOP Conference Series: Earth and Environmental Science*. It provides numeric citation with Harvard-like formatting.

If you are new to publishing with *IOP Conference Series: Earth and Environmental Science*, this document is a valuable guide to the process of preparing your work for publication.

To begin the use of template, you need to:

- (i) Download and unpack L^AT_EX template <http://cms.iopscience.iop.org/alfresco/d/d/workspace/SpacesStore/a83f1ab6-cd8f-11e0-be51-5d01ae4695ed/LaTeXTemplates.zip>
- (ii) Download and unpack B_IB_TE_X style <https://mirrors.ctan.org/biblio/bibtex/contrib/iopart-num.zip>
- (iii) Copy `jpconf.cls` and `jpconf11.clo` from unpacked `LaTeXTemplates.zip`, and `iopams.sty` and `iopart-num.bst` from unpacked `iopart-num.zip` to a place where L^AT_EX can find them or simply copy them in the same directory as the source file of the article.

3. Modifications

Modifying the template – including but not limited to: adjusting margins, typeface sizes, line spacing, paragraph and list definitions, and the use of the `\vspace` command to manually adjust the vertical spacing between elements of your work – is not allowed.

3.1. Headers, footers and page numbers

Authors should *not* add headers, footers or page numbers to the pages of their article – they will be added by IOP Publishing as part of the production process.

4. Front matter

4.1. Title information

The titles of papers should all use the regular English style: the first letter of the title should be capitalized with the rest in lower case. Use the `title` command to define the title of your work. Do not insert line breaks in your title.

```
\title{A better way to format your document for \ees{}}
```

4.2. Authors and affiliations

The next information required is the list of all authors' names followed by the affiliations. For the authors' names type `\author{#1}`, where `#1` is the list of all authors' names. The style for the names is initials then surname, with a comma after all but the last two names, which are separated by 'and'. Initials should *not* have full stops.

The addresses of the authors' affiliations follow the list of authors. Each address should be set by using `\address{#1}` with the address as the single parameter in braces. If there is more than one address then a superscripted number, followed by a space, should come at the start of each address. In this case each author should also have a superscripted number or numbers following their name to indicate which address is the appropriate one for them.

Please ensure that affiliations are as full and complete as possible and include the department, institution, full postal address and postal index, and country. If the authors are at different addresses, numbered superscripts should be used after each surname to reference an author to his/her address. Multiple authors may share one affiliation.

Please also provide e-mail addresses for any or all of the authors using an `\ead{#1}` command after the last address. `\ead{#1}` provides the text Email: so `#1` is just the e-mail address or a list of emails.

```

\author{S O Semerikov{1,2,3}, V N Soloviev{1} and A E Kiv{4}}

\address{
{1} Kryvyi Rih State Pedagogical University,
54 Gagarin Ave., Kryvyi Rih, 50086, Ukraine
}
\address{
{2} Kryvyi National University,
11 Vitalii Matusevych Str., Kryvyi Rih, 50027, Ukraine
}
\address{
{3} Institute for Digitalisation of Education of the NAES of Ukraine,
9 M. Berlynskoho Str., Kyiv, 04060, Ukraine
}
\address{
{4} Ben-Gurion University of the Negev,
P.O.B. 653, Beer Sheva, 8410501, Israel
}

\ead{
semerikov@gmail.com,
vnsoloviev2016@gmail.com,
kiv.arnold20@gmail.com
}

```

4.3. Abstract and keywords

The abstract follows the addresses and should give readers concise information about the content of the article and should not normally exceed 200 words. **All articles must include an abstract.** To indicate the start of the abstract type `\begin{abstract}` followed by the text of the abstract. The abstract should normally be restricted to a single paragraph and is terminated by the command `\end{abstract}`

```

\begin{abstract}
This is an abstract.
\end{abstract}

```

Do not enter key words for this journal.
The command `\maketitle` is not required.

4.4. Sections and subsections

```

\section{This is the section title}
\subsection{This is the subsection title}\label{subsection}

```

Cross references to other sections in the text should, where possible, be made using labels (see section 4.4) but can also be made manually.

```

\subsection{Sections and subsections \label{subsection}}

```

5. Tables

Tables should be numbered sequentially throughout the text and referred to in the text by number (table 1, etc, **rather than** tab. 1). Each table should be a float and be positioned within the text at the most convenient place near to where it is first mentioned in the text. It should have an explanatory caption which should be as concise as possible. Captions should be placed at the top of the table and should have a full stop (period) at the end.

5.1. The basic table format

The standard form for a table is:

```
\begin{table}
\caption{Table caption.}
\label{label}
\begin{center}
\begin{tabular}{llll}
\br
Head 1&Head 2&Head 3&Head 4\\
\mr
1.1&1.2&1.3&1.4\\
2.1&2.2&2.3&2.4\\
\br
\end{tabular}
\end{center}
\end{table}
```

The above code produces table 1.

Table 1. Table caption.

Head 1	Head 2	Head 3	Head 4
1.1	1.2	1.3	1.4
2.1	2.2	2.3	2.4

Points to note are:

1. The caption comes before the table.
2. The normal style is for tables to be centred in the same way as equations. This is accomplished by using `\begin{center} ... \end{center}`.
3. The default alignment of columns should be aligned left.
4. Tables should have only horizontal rules and no vertical ones. The rules at the top and bottom are thicker than internal rules and are set with `\br` (bold rule). The rule separating the headings from the entries is set with `\mr` (medium rule). These commands do not need a following double backslash.
5. Numbers in columns should be aligned as appropriate, usually on the decimal point; to help do this a control sequence `\lineup` has been defined which sets `\0` equal to a space the size of a digit, `\m` to be a space the width of a minus sign, and `\-` to be a left overlapping minus sign. `\-` is for use in text mode while the other two commands may be used in maths or text. (`\lineup` should only be used within a table environment after the caption so that

`\-` has its normal meaning elsewhere.) See table 2 for an example of a table where `\lineup` has been used.

Table 2. A simple example produced using the standard table commands and `\lineup` to assist in aligning columns on the decimal point. The width of the table and rules is set automatically by the preamble.

<i>A</i>	<i>B</i>	<i>C</i>	<i>D</i>	<i>E</i>	<i>F</i>	<i>G</i>
23.5	60	0.53	-20.2	-0.22	1.7	14.5
39.7	-60	0.74	-51.9	-0.208	47.2	146
123.7	0	0.75	-57.2	-	-	-
3241.56	60	0.60	-48.1	-0.29	41	15

You can find a lot of examples at *Overleaf documentation on tables*.

6. Math equations

You may want to display math equations in three distinct styles: inline, numbered or non-numbered display. Each of the three are discussed in the next sections.

Equations may be numbered sequentially throughout the text (i.e., (1), (2), (3), ...) or numbered by section (i.e., (1.1), (1.2), (2.1), ...) depending on the author's personal preference. In articles with several appendices equation numbering by section is useful in the appendices even when sequential numbering has been used throughout the main body of the text: for example, A.1, A.2 and so forth. When referring to an equation in the text, always put the equation number in brackets – e.g. ‘as in equation (2)’ or ‘as in equation (2.1)’ – and always spell out the word ‘equation’ in full, e.g. ‘if equation (5) is factorized’; do not use abbreviations such as ‘eqn.’ or ‘eq.’.

6.1. Inline (*in-text*) equations

A formula that appears in the running text is called an inline or in-text formula. It is produced by the `math` environment, which can be invoked with the usual `\begin ... \end` construction or with the short form `$... $`. You can use any of the symbols and structures, from α to ω ; this section will simply show a few examples of in-text equations in context. Notice how this equation: $\lim_{n \rightarrow \infty} \frac{1}{n} = 0$, set here in in-line math style, looks slightly different when set in display style. (See next subsection).

6.2. Display equations

A numbered display equation – one set off by vertical space from the text and centered horizontally – is produced by the `equation` environment. An unnumbered display equation is produced by the `displaymath` environment (or `equation*` with `amsmath` package).

Again, in either environment, you can use any of the symbols and structures available in L^AT_EX; this section will just give a couple of examples of display equations in context. First, consider the equation, shown as an inline equation above:

```
\begin{equation}
  \lim_{n \rightarrow \infty} \frac{1}{n} = 0.
\end{equation}
```

$$\lim_{n \rightarrow \infty} \frac{1}{n} = 0. \tag{1}$$

Notice how it is formatted somewhat differently in the `displaymath` environment. Now, we'll enter an unnumbered equation:

```
\begin{displaymath}
  S_{\{n\}} = \sum_{\{i=1\}}^{\{n\}} x_{\{i\}} ,
\end{displaymath}
```

$$S_n = \sum_{i=1}^n x_i,$$

and follow it with another numbered equation:

```
\begin{equation}\label{lim}
  \lim_{\{x \to 0\}} (1 + x)^{\{1/x\}} = e
\end{equation}
```

$$\lim_{x \rightarrow 0} (1 + x)^{1/x} = e \tag{2}$$

just to demonstrate L^AT_EX's able handling of numbering.

Usually, equations should be centred and should be numbered with the number on the right-hand side. (You can find an additional examples of alignment at *Overleaf documentation on aligning equations with amsmath*).

Using `\label{equation}` you can refer to corresponding equation (e.g., (2)) by number.

In addition to the standard `\ref{<label>}`, the table 3 provides alternative commands for quickly writing cross-references.

Table 3. Alternatives to the `\ref` command for writing cross-references, as defined in the `jpconf.cls` style file.

Command	Result
<code>\vref{<label>}</code>	(<num>)
<code>\Eref{<label>}</code>	Equation (<num>)
<code>\fref{<label>}</code>	figure <num>
<code>\Fref{<label>}</code>	Figure <num>
<code>\sref{<label>}</code>	section <num>
<code>\Sref{<label>}</code>	Section <num>
<code>\tref{<label>}</code>	table <num>
<code>\Tref{<label>}</code>	Table <num>

7. Figures

Figures must be included in the source code of an article at the appropriate place in the text not grouped together at the end.

Each figure should have a brief caption describing it and, if necessary, interpreting the various lines and symbols on the figure. As much lettering as possible should be removed from the figure itself and included in the caption. If a figure has parts, these should be labelled (a), (b), (c), etc. Table 4 gives the definitions for describing symbols and lines often used within figure captions (more symbols are available when using the optional packages loading the AMS extension fonts).

Table 4. Control sequences to describe lines and symbols in figure captions.

Control sequence	Output	Control sequence	Output
<code>\dotted</code>	<code>\opencircle</code>	○
<code>\dashed</code>	- - - -	<code>\opentriangle</code>	△
<code>\broken</code>	- - -	<code>\opentriangledown</code>	▽
<code>\longbroken</code>	— — —	<code>\fullsquare</code>	■
<code>\chain</code>	— . —	<code>\opensquare</code>	□
<code>\dashddot</code>	— . . —	<code>\fullcircle</code>	●
<code>\full</code>	——	<code>\opendiamond</code>	◇

Authors should try and use the space allocated to them as economically as possible. Place the figure as close as possible after the point where it is first referenced in the text. If there are a large number of figures it might be necessary to place some before their text citation. Figures should never appear within or after the reference list.

Individual figures should normally be centred but place two figures side-by-side if they will fit comfortably like this as it saves space. At times it may be convenient to put two figures side by side or the caption at the side of a figure. To put figures side by side, within a figure environment, put each figure and its caption into a minipage with an appropriate width (e.g. 3in or 18pc if the figures are of equal size) and then separate the figures slightly by adding some horizontal space between the two minipages (e.g. `\hspace{.2in}` or `\hspace{1.5pc}`). To get the caption at the side of the figure add the small horizontal space after the `\includegraphics` command and then put the `\caption` within a minipage of the appropriate width aligned bottom, i.e. `\begin{minipage}[b]{3in}` etc.

The “figure” environment should be used for figures. One or more images can be placed within a figure.

Your figures should contain a caption which describes the figure to the reader (see figure 8). Figure captions go below the figure. Your figures should also include a description suitable for screen readers, to assist the visually-challenged to better understand your work.

For figures with fixed position in text use syntax of figure 8:

```
\begin{figure}[h]
  \centering
  \includegraphics[width=0.75\linewidth]{img/franklinmodeld}
  \caption{Mrs. F. S. Bliven in auto (circa 1908).}
  \label{fig-0}
\end{figure}
```

If a figure has parts these should be labelled as (a), (b), (c) etc on the actual figure. Parts should not have separate captions. (see figure 9).

```
\begin{figure}[t]
  \begin{center}
    \begin{minipage}[b]{0.47\columnwidth}
      \includegraphics[width=1\columnwidth]{name.eps}
      \begin{center}\pt(a)\end{center}
    \end{minipage}
    \hspace{0.04\columnwidth}
    \begin{minipage}[b]{0.47\columnwidth}
```



Figure 5. Figure caption for first of two sided figures.

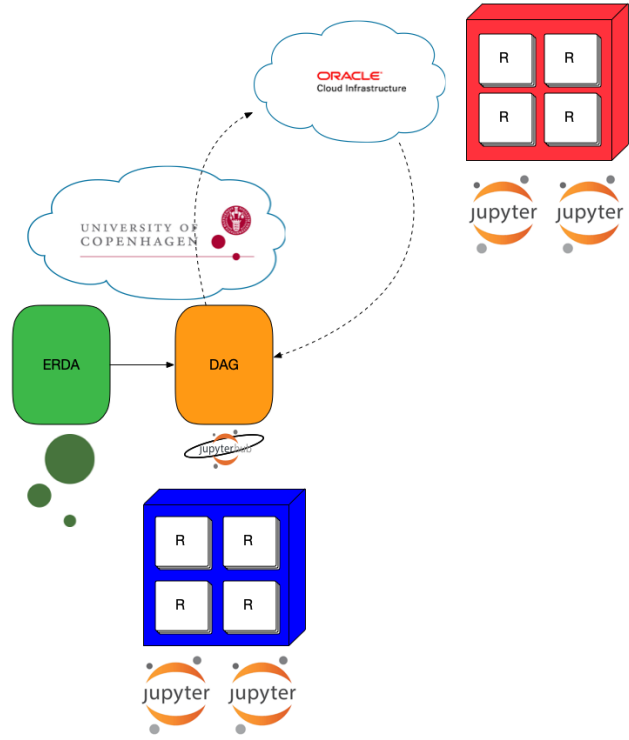


Figure 6. Figure caption for second of two sided figures.




Figure 7. Figure caption for a narrow figure where the caption is put at the side of the figure.

```

\includegraphics[width=1\columnwidth]{name.eps}
\begin{center}\pt(b)\end{center}
\end{minipage}
\end{center}
\caption{\label{fig5}A caption of figure of two parts, \pt(a) and \pt(b).}
\end{figure}

```



Figure 8. Mrs. F. S. Bliven in auto (circa 1908).

7.1. Colour illustrations

You are free to use colour illustrations for the online version of *IOP Conference Series: Earth and Environmental Science*.

7.1.1. Remark Use over 300 dpi resolution for your figures (we prefer 600 dpi).

One more remark Don't use the lossy compressed images (e.g., JPEG).

8. Citations and bibliographies

As part of the production system for *IOP Conference Series: Earth and Environmental Science*, online versions of all reference lists will, wherever possible, be linked electronically using CrossRef. **It is *vitaly* important for all the references to be accurate and to be carefully formatted using the guidelines below, otherwise delays may be incurred and the references may not link through CrossRef.**

Two different styles of referencing are in common use: the Harvard alphabetical system and the Vancouver numerical system. For *IOP Conference Series: Earth and Environmental Science*, the Vancouver numerical system is preferred but authors should use the Harvard alphabetical

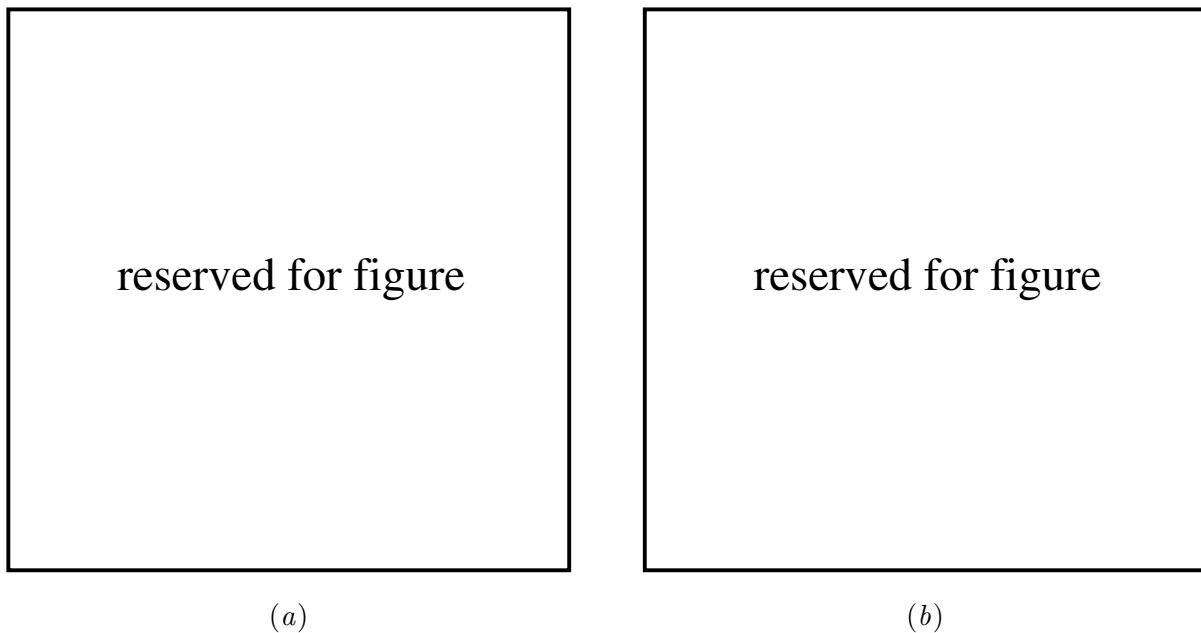


Figure 9. A caption of figure of two parts, (a) and (b).

system if they wish to do so. In the numerical system references are numbered sequentially throughout the text within square brackets, like this [2], and one number can be used to designate several references.

8.1. Reference lists

A complete reference should provide the reader with enough information to locate the article concerned, whether published in print or electronic form, and should, depending on the type of reference, consist of:

- name(s) and initials;
- date published;
- title of journal, book or other publication;
- titles of journal articles may also be included (optional);
- volume number;
- editors, if any;
- town of publication and publisher in parentheses for *books*;
- the page numbers.

Up to ten authors may be given in a particular reference; where there are more than ten only the first should be given followed by ‘*et al*’. If an author is unsure of a particular journal’s abbreviated title it is best to leave the title in full. The terms *loc. cit.* and *ibid.* should not be used.

Unpublished conferences and reports should generally not be included in the reference list and articles in the course of publication should be entered only if the journal of publication is known.

A thesis submitted for a higher degree may be included in the reference list if it has not been superseded by a published paper and is available through a library; sufficient information should be given for it to be traced readily.

8.2. Formatting reference lists

Numeric reference lists should contain the references within an unnumbered section (such as `\section*{References}`).

The use of BibTeX for the preparation and formatting of one's references is mandatory.

The bibliography is included in your source document with this command, placed just before the `\end{document}` command:

```
\bibliography{bibfile}
```

where “bibfile” is the name, without the “.bib” suffix, of the BibTeX file.

9. Bibliographic data fields

9.1. References to printed journal articles

A normal reference to a journal article is constructed as follows:

```
@article{Tkachuk_Yechkalo_Semerikov_2019,  
  author={Tkachuk, Viktoriia V. and Yechkalo, Yuliia V.  
    and Semerikov, Serhiy O.},  
  title={The research of process of applying mobile {ICT} by university  
    students: mobile testing systems and mobile means of multimedia development},  
  journal={Educational Dimension},  
  year={2019},  
  volume={53},  
  issue={1},  
  pages={125-146},  
  url={https://doi.org/10.31812/educdim.v53i1.3839}  
}
```

9.2. References to IOP Conference Series: Earth and Environmental Science articles

Each conference proceeding published in *IOP Conference Series: Earth and Environmental Science* will be a separate *volume*; references should follow the style for conventional printed journals. For example:

```
@article{Striuk_2022,  
  url = {https://doi.org/10.1088/1742-6596/2288/1/012012},  
  year = 2022,  
  month = {jun},  
  publisher = {{IOP} Publishing},  
  volume = {2288},  
  number = {1},  
  pages = {012012},  
  author = {A M Striuk and S O Semerikov},  
  title = {Professional competencies of future software engineers in the  
    software design: teaching techniques},  
  journal = {Journal of Physics: Conference Series}  
}
```

9.3. References to preprints

```
@misc{Saptsin_Soloviev,  
  url = {https://doi.org/10.48550/ARXIV.0907.1142},  
  author = {Saptsin, Vladimir and Soloviev, Vladimir},
```

```

title = {Relativistic quantum econophysics - new paradigms in complex systems modelling},
publisher = {arXiv},
year = {2009},
}

```

Some more examples:

- Article with preprint

```

@unpublished{Sundu:2013,
author = {Azizi, K and Sundu, H and S\"ung\"u, J Y and Yinelek, N},
title = {Properties of  $D_{s2}^*(2573)$  charmed-strange tensor meson},
year = {2013},
archivePrefix = {arXiv},
eprint = {1307.6058},
subjectarea= {hep-ph},
}

```

- Institutional preprints or technical reports

```

@techreport{Kalitkin:1975,
author = {Kalitkin, N. N. and Kuz'mina, L. V.},
title = {Tables of thermodynamic functions of matter at high concentration of energy},
type={Preprint},
number = {35},
institution = {Institute of Applied Mathematics of the USSR Academy of Sciences},
address = {Moscow},
year = {1975},
}

```

```

@techreport{Kerley2003,
author = {Kerley, G. I.},
title = {Equations of state for titanium and {Ti6Al4V} alloy},
type = {Report},
number = {SAND 2003-3785},
institution = {Sandia National Laboratories},
address = {Albuquerque, NM},
year = {2003}
}

```

- Patents

```

@techreport{Rutberg2004,
author={Rutberg, {\relax Ph} G and Safronov, A A and Shiryaev, V N},
title={Three-phase ac plasma generator},
type={Patent},
number={RU 2231936},
year={2004}
}

```

9.4. References to books, conference proceedings and reports

References to books, proceedings and reports are similar to journal references:

- Complete book

```
@book{Goossens:1993,  
  author = {Michel Goossens and Frank Mittelbach and Alexander Samarin},  
  title = {The LaTeX Companion},  
  year = {1993},  
  publisher = {Addison-Wesley},  
  address = {Reading, MA}  
}
```

- Book in series

```
@book{Dirac:1958,  
  author = {P. A. M. Dirac},  
  title = {The Principles of Quantum Mechanics},  
  series = {The International Series of Monographs on Physics},  
  number = {27},  
  edition = {4},  
  publisher = {Clarendon Press},  
  address = {Oxford},  
  year = {1967}  
}
```

- Book chapter or some part of book

```
@inbook{Nikiforov_Novikov_Uvarov2005:ch1,  
  author = {Nikiforov, A. F. and Novikov, V. G. and Uvarov, V. B.},  
  title = {Quantum-Statistical Models of Hot Dense Matter},  
  publisher = {Birkh\{a}user Verlag},  
  address = {Basel},  
  year = {2005},  
  chapter = {1},  
  pages = {3--28}  
}
```

(You can also cite any part of book using `\cite[pp 110--3]{Dirac:1958}` or `\cite[chapter 4, pp 98--105]{Dirac:1958}`)

- Authored chapter

```
@incollection{Morse:1996,  
  author = {M. Morse},  
  title = {Supersonic beam sources},  
  booktitle = {Atomic Molecular and Optical Physics},  
  editor = {F. B. Dunning and R. Hulet},  
  series = {Experimental Methods in the Physical Sciences},  
  volume = {29},  
  publisher = {Academic},  
  address = {San Diego},  
  year = {1996}  
}
```

- Article in conference proceedings

```
@incollection{TkachukYechkaloSemerikovKislovaHladyr_2021_0,  
  author="Tkachuk, Viktoriia  
  and Yechkalo, Yuliia  
  and Semerikov, Serhiy
```

```

and Kislova, Maria
and Hladyr, Yana",
editor="Bollin, Andreas
and Ermolayev, Vadim
and Mayr, Heinrich C.
and Nikitchenko, Mykola
and Spivakovsky, Aleksander
and Tkachuk, Mykola
and Yakovyna, Vitaliy
and Zholtkevych, Grygoriy",
title="{Using Mobile ICT for Online Learning During COVID-19 Lockdown}",
url={https://doi.org/10.1007/978-3-030-77592-6_3},
booktitle="Information and Communication Technologies in Education, Research,
and Industrial Applications",
year="2021",
publisher="Springer International Publishing",
address="Cham",
pages="46--67",
isbn="978-3-030-77592-6"
}

```

or @CONFERENCE or @inproceedings.

9.5. Special bibliographic data fields

9.5.1. *Journal sections.* Under IOP style conventions, journal names should be set in italic type. However, for journals with multiple lettered sections, the IOP convention is that the journal section letter should appear in roman type after the main journal name, *e.g.*, “*J. Phys. A*”. Most existing $\text{BIB}_{\text{T}}\text{E}_{\text{X}}$ styles do not make special provision for lettered sections. Therefore, typically, the section letter is either included as part of the journal name

```

journal = "J. Phys. A",
volume = "38",

```

or as part of the volume number

```

journal = "J. Phys.",
volume = "A38",

```

in the $\text{BIB}_{\text{T}}\text{E}_{\text{X}}$ database entry. The `iopart-num` style instead introduces a new optional field `section` which can be used to specify a journal section letter. This section letter is set in roman type. Moreover, if the section letter already appears in *any* of the usual locations in the database entry (at the end of the journal name, before the volume number, or after the volume number), `iopart-num` will recognize it and suppress its printing. Therefore, when you are creating the $\text{BIB}_{\text{T}}\text{E}_{\text{X}}$ database entry for an article in a lettered journal section, you can still include the section letter in the `journal` or `volume` fields, for use with other $\text{BIB}_{\text{T}}\text{E}_{\text{X}}$ styles, without adversely affecting the formatting for IOP journals. For example, the entry for ref. [1] can be generated with

```

journal = "J. Phys. A",
section = "A",
volume = "38",

```

or


```
journal = "J. Phys.",  
section = "A",  
volume = "A38",
```

or simply

```
journal = "J. Phys.",  
section = "A",  
volume = "38",
```

in the `BIBTEX` database entry. Note that section names longer than a single letter are also supported (e.g., “*Phys. Rev. ST Accel. Beams*”).

9.5.2. Journal issue numbers. Journal issue numbers are not customarily included in references to journal articles under the IOP formatting conventions. Therefore, the `iopart-num` style ignores the `number` field for articles. However, in some periodicals (such as popular magazines or certain journal online supplements), pagination restarts from 1 with each issue. For such periodicals, the issue number is an essential part of the bibliographic information needed to identify an article. The `iopart-num` style therefore supports an additional field `issue` in the `BIBTEX` database entry, which can be used to enforce printing of the issue number. If a value is specified for `issue`, this value is included parenthetically after the volume number in the reference, as in ref. [2].

9.5.3. Multivolume books. The IOP guidelines distinguish between a volume in a *series* and a volume of a *multivolume book* or *set*. For a volume in a series, the series title and volume number are given in parentheses after the book title [3]. For an individual volume in a multivolume book, the book title is given first, followed by the volume number and volume title [4].

The `iopart-num` style supports an additional field `volumetitle` in the `BIBTEX` database entry, which can be used to specify the title for an individual volume of a multivolume book, as in refs. [4,5]. For example, the entry for ref. [5] is generated with

```
title = "Nuclear Structure",  
volume = 2,  
volumetitle = "Nuclear Deformations",
```

in the `BIBTEX` database entry. In contrast, most existing `BIBTEX` styles allow you to reference a volume of a multivolume book by specifying `title` and `volume`, as in refs. [6,7], but do not provide for inclusion of any specific title for the individual volume. A volume in a series [3,8] is indicated in `iopart-num`, as in most other `BIBTEX` styles, by specifying `title`, `volume`, and `series` in the `BIBTEX` database entry.

9.5.4. E-prints, collaborations, and other data fields. The `iopart-num` style supports several additional data fields (`collaboration`, `eid`, `eprint`, `numpages`, and `url`).

9.6. A case of non-Latin source

When non-Latin alphabet publication cited in an English publication, the title of the publication (e.g., book or article) in the original language need to be both transliterated and translated in English. Other bibliographic components (including authors, publisher, address and journal name) are transliterated only [9]:

```
@article{IA2000,  
  author = {Semerikov, S. O. and Soloviov, V. M. and Teplytskyi, I. O.},  
  year=2000,
```

```

title= {Instrumentalne zabezpechennia kursu kompiuternoho modeliuвання
      ({I}nstrumental support of the course of computer modeling)},
journal= {Kompiuter u shkoli i simi},
issue=4,
pages={28-31},
url={https://lib.iitta.gov.ua/704129/}
}

```

9.7. Best practices: export citations into a BIB_TE_X file

A good way to make your bibliography is to exclude manual creation bibliography items whenever it possible. We strongly recommend to use the “Cite” (export) facilities to BIB_TE_X which available in the most of OJS installations (figure 10a), ACM Digital Library (figure 10b), Scopus (figure 10c), IEEE Xplore (figure 10d), ScienceDirect (figure 10e), Web of Science (figure 10f) etc.

9.8. Some examples

A paginated journal article [10], an enumerated journal article [11, 12], a monograph (whole book) [13], a monograph/whole book in a series (see 2a in spec. document) [14], a divisible-book such as an anthology or compilation [15] followed by the same example, however we only output the series if the volume number is given [16] (so series should not be present since it has no volume number), a chapter in a divisible book [17], a chapter in a divisible book in a series [18], a multi-volume work as book [19], an article in a proceedings (of a conference, symposium, workshop for example) (paginated proceedings article) [20], a proceedings article with all possible elements [21], an example of an enumerated proceedings article [22], an informally published work [23], a doctoral dissertation [24], a master’s thesis: [25], a preprint: [26], an online document / world wide web resource [27–29], a video game (Case 1) [30] and (Case 2) [31] and [32] and (Case 3) a patent [33], work accepted for publication [34], prolific author [35] and [36]. Other cites might contain ‘duplicate’ DOI and URLs (some SIAM articles) [37]. Multi-volume works as books [38] and [39]. A couple of citations with DOIs: [37, 40]. Online citations: [27, 41–43].

Refs. [3, 6, 44–49] are based upon example entries from the IOP guidelines.

A lot of citations can be joined by adding the `\usepackage{cite}` to document preamble: [1, 2, 7, 50–75].

Acknowledgments

Authors wishing to acknowledge assistance or encouragement from colleagues, special work by technical staff or financial support from organizations should do so in an unnumbered Acknowledgments section immediately following the last numbered section of the paper. The command `\ack` sets the acknowledgments heading as an unnumbered section.

ORCID iDs

We recommend that the authors add their ORCID iDs between the acknowledgments section and the reference section. For example:

```

S O Semerikov https://orcid.org/0000-0003-0789-0272
V N Soloviev https://orcid.org/0000-0002-4945-202X
A E Kiv https://orcid.org/0000-0002-0991-2343

```

The command `\section*{ORCID iDs}` is used to signify the start of the ORCID iDs section:

```
\section*{ORCID iDs}
```

How to Cite

Osadchyi, V. V., Valko, N. V., & Kushnir, N. O. (2020). DESIGN OF THE EDUCATIONAL ENVIRONMENT FOR STEM-ORIENTED LEARNING. *Information Technologies and Learning Tools*, 75(1), 316–330. <https://doi.org/10.33407/itlt.v75i1.3213>

More Citation Formats

- ACM
- ACS
- APA
- ABNT
- Chicago
- Harvard
- IEEE
- MLA
- Turabian
- Vancouver

Download Citation

- Endnote/Zotero/Mendeley (RIS)
- BibTeX

(a)

Export Citations

BibTeX

```
@article{10.1145/3178315.3178327,
  author = {Lee, Amanda},
  title = {One-Time Contributors to FLOSS: Surveys and Data Analysis},
  year = {2018},
  issue_date = {January 2018},
  publisher = {Association for Computing Machinery},
  address = {New York, NY, USA},
  volume = {43},
  number = {1},
  issn = {0163-5948},
  url = {https://doi.org/10.1145/3178315.3178327},
}
```

Author: Amanda

ACM SIGSOFT Software Engineering Notes, Volume 43, Issue 1 • January 2018 • pp 1–6 • <https://doi.org/10.1145/3178315.3178327>

(b)

Export document settings

Select your method of export

MENDELEY ExLibris RefWorks RIS Format EndNote, Reference Manager CSV Excel BibTeX

What information do you want to export?

<input type="checkbox"/> Citation information	<input type="checkbox"/> Bibliographical information
<input checked="" type="checkbox"/> Author(s)	<input type="checkbox"/> Affiliations
<input type="checkbox"/> Author(s) ID	<input type="checkbox"/> Serial identifiers (e.g. ISSN)
<input checked="" type="checkbox"/> Document title	<input type="checkbox"/> PubMed ID
<input checked="" type="checkbox"/> Year	<input checked="" type="checkbox"/> Publisher
<input type="checkbox"/> EID	<input checked="" type="checkbox"/> Editor(s)
<input checked="" type="checkbox"/> Source title	<input type="checkbox"/> Language of original document
<input checked="" type="checkbox"/> volume, issue, pages	<input type="checkbox"/> Correspondence address
<input type="checkbox"/> Citation count	<input type="checkbox"/> Abbreviated source title
<input type="checkbox"/> Source & document type	
<input type="checkbox"/> Publication Stage	
<input checked="" type="checkbox"/> DOI	
<input type="checkbox"/> Open Access	

(c)

Cite This

Plain Text **BibTeX** RIS Refworks

Citation & Abstract Copy Download

```
@ARTICLE{1580968,
  author={Fuks, D. and Kiv, A. and Roizin, Y. and Gutman, M. and Avichail-Bibi, R. and Maxim},
  journal={IEEE Transactions on Electron Devices},
  title={The nature of HT V/sub t/ shift in NROM memory transistors},
  year={2006},
  volume={53},
  number={2},
  pages={304-313},
  doi={10.1109/TED.2005.862236}}
```

Abstract: Physical mechanisms of V/sub t/ shift in NROM (micro FLASH) memory transistors microFLASH memory is the trademark of Tower Semiconductor Ltd. microFLASH is based on the NROM technology. NROM is the trademark of Saifun Semiconductor Ltd. after cycling are considered. Computer simulation is combined with analytical description of kinetics of "fast" V/sub t/ shift after cycling. The distinguishing feature of the developed model is its consistency with the positions of trapped charges obtained from charge pumping measurements and account for Coulomb correlation effects in the dynamics of injected charges in ONO. Accumulation of residual electrons and holes in the injection region and electrons trapped far from the drain is

(d)

Decision Making: Algorithms and Abilities

Nadia Kabachi¹, Arnold Kiv^{2,3}

¹ IESIEA-Recherche, France
² Ben-Gurion University of the Negev, Israel
³ South-Ukrainian Pedagogical University, Ukraine

Available online 19 May 2017.

Show less

+ Add to Mendeley Share Cite

[https://doi.org/10.1016/S1474-6670\(17\)41313-8](https://doi.org/10.1016/S1474-6670(17)41313-8) Get right

Abstract

In this paper, the decision-making algorithms and abilities of a group was

Save to Refworks
 Export citation to RIS
 Export citation to BibTeX

(e)

Free Full Text from Publisher Full Text Links

Export Add To

EndNote online
 EndNote desktop
 Add to my Publons profile
 Plain text file
 RIS
BibTeX
 Excel
 Tab delimited file
 Printable HTML file
 More Export Options

THE CLOUD TECHNOLOGIES OF LEARNING: ORIGIN

By: Markova, OM (Markova, Oksana M.)¹; Semerikov, SO (Semerikov, Serhiy O.)²; Striuk, AM (Striuk, Andrii M.)³
 View Web of Science ResearcherID and ORCID (provided by Clarivate)

INFORMATION TECHNOLOGIES AND LEARNING TOOLS

Volume: 46 Issue: 2 Page: 29-44
 DOI: 10.33407/itlt.v46i2.1234
 Published: 2015
 Document Type: Article

Abstract
 The research goal is to investigate the evolution of the concept of utility computing in the works of foreign researchers in the years 1959-1966. First the A. O. Mann's results and expanded overview of the D. F. Parkhill's results on the concept of computer (information) utility were introduced in the domestic scientific circulation. Functionally identity of the computer utility and cloud computing concepts was proved, as well as refined the primary sources of cloud service models. There was proposed the interpretation of the "cloud technologies of learning" concept. Continuity of the development of cloud technologies over the past 55 years and their relationship with the development of ICT in general was concluded. The research results make it possible to determine the prospects of the development of cloud computing in general and cloud technologies of learning in particular.

Keywords
 Author Keywords: computer utility; utility computing; cloud computing; cloud technologies of learning

(f)

Figure 10. Export citations into a BibTeX file.

S O Semerikov [\url{https://orcid.org/0000-0003-0789-0272}](https://orcid.org/0000-0003-0789-0272)\\
V N Soloviev [\url{https://orcid.org/0000-0002-4945-202X}](https://orcid.org/0000-0002-4945-202X)\\
A E Kiv [\url{https://orcid.org/0000-0002-0991-2343}](https://orcid.org/0000-0002-0991-2343)\\

If the paper does not have an acknowledgements section, the ORCID iDs section should follow the conclusion.

Appendix A. Appendices

Technical detail that it is necessary to include, but that interrupts the flow of the article, may be consigned to an appendix. Any appendices should be included at the end of the main text of the paper, after the acknowledgments section (if any) but before the reference list. If there are two or more appendices they will be called Appendix A, Appendix B, etc. Numbered equations will be in the form (A.1), (A.2), etc, figures will appear as figure A1, figure B1, etc and tables as table A1, table B1, etc.

The command `\appendix` is used to signify the start of the appendixes. Thereafter `\section`, `\subsection`, etc, will give headings appropriate for an appendix:

```
\appendix
\section{Appendix title 1}
\section{Appendix title 2}
\section{Appendix title 3}
```

To obtain a simple heading of ‘Appendix’ use the code `\section*{Appendix}`. If it contains numbered equations, figures or tables the command `\appendix` should precede it and `\setcounter{section}{1}` must follow it.

```
\appendix
\section*{Appendix}
\setcounter{section}{1}
```

References

- [1] Caprio M A 2005 *J. Phys. A* **38**(28) 6385
- [2] Zamfir N V *et al.* 2005 *Eur. Phys. J. A* **25**(s01) 389
- [3] Morse M 1996 Supersonic beam sources *Atomic Molecular and Optical Physics (Experimental Methods in the Physical Sciences vol 29)* ed Dunning F B and Hulet R (San Diego: Academic)
- [4] Fulco C E, Liverman C T and Sox H C (eds) 2000 *Gulf War and Health vol 1 Depleted Uranium, Pyridostigmine Bromide, Sarin, and Vaccines* (Washington, DC: The National Academies Press)
- [5] Bohr A and Mottelson B R 1998 *Nuclear Structure vol 2 Nuclear Deformations* (Singapore: World Scientific)
- [6] Caplar R and Kulisic P 1973 *Proc. Int. Conf. on Nuclear Physics (Munich)* vol 1 (Amsterdam: North-Holland/American Elsevier) p 517
- [7] Siegbahn K (ed) 1965 *Alpha-, Beta-, and Gamma-Ray Spectroscopy vol 1* (Amsterdam: North-Holland)
- [8] Iachello F 2006 *Lie Algebras and Applications (Lecture Notes in Physics vol 708)* (Berlin: Springer)
- [9] Semerikov S O, Soloviev V M and Teplytskyi I O 2000 *Kompiuter u shkoli i simi* (4) 28–31 URL <https://lib.iitta.gov.ua/704129/>
- [10] Kiv A E and Soloviev V N 1979 *physica status solidi (b)* **94**(1) K91–K95 URL <https://doi.org/10.1002/pssb.2220940160>
- [11] Kavetsky T, Alipour M, Smutok O, Mushynska O, Kiv A, Fink D, Farshchi F, Ahmadian E and Hasanzadeh M 2021 *Microchemical Journal* **167** 106320 URL <https://doi.org/10.1016/j.microc.2021.106320>
- [12] Striuk A M and Semerikov S O 2022 *Journal of Physics: Conference Series* **2288**(1) 012012 URL <https://doi.org/10.1088/1742-6596/2288/1/012012>
- [13] Morkun V, Semerikov S and Hryshchenko S 2018 *Methods of Using Geoinformation Technologies in Mining Engineers’ Training* (Newcastle upon Tyne: Cambridge Scholars Publishing)
- [14] Harel D 1979 *First-Order Dynamic Logic (Lecture Notes in Computer Science vol 68)* (New York, NY: Springer-Verlag) URL <httpx://doi.org/10.1007/3-540-09237-4>
- [15] Editor I (ed) 2007 *The title of book one (The name of the series one vol 9)* (Chicago: University of Chicago Press) 1st ed URL <https://doi.org/10.1007/3-540-09456-9>

- [16] Editor I (ed) 2008 *The title of book two* (Chicago: University of Chicago Press) chap 100 The name of the series two 2nd ed URL <https://doi.org/10.1007/3-540-09456-9>
- [17] Spector A Z 1990 Achieving application requirements *Distributed Systems* ed Mullender S (New York, NY: ACM Press) pp 19–33 2nd ed URL <https://doi.org/10.1145/90417.90738>
- [18] Douglass B P, Harel D and Trakhtenbrot M B 1998 Statecarts in use: structured analysis and object-orientation *Lectures on Embedded Systems (Lecture Notes in Computer Science vol 1494)* ed Rozenberg G and Vaandrager F W (London: Springer-Verlag) pp 368–394 URL https://doi.org/10.1007/3-540-65193-4_29
- [19] Knuth D E 1997 *The Art of Computer Programming* 3rd ed vol 1: Fundamental Algorithms (Addison Wesley Longman Publishing Co., Inc.)
- [20] Andler S 1979 Predicate path expressions *Proceedings of the 6th. ACM SIGACT-SIGPLAN symposium on Principles of Programming Languages POPL '79* (New York, NY: ACM Press) pp 226–236 URL <https://doi.org/10.1145/567752.567774>
- [21] Smith S W 2010 An experiment in bibliographic mark-up: Parsing metadata for xml export *Proceedings of the 3rd. annual workshop on Librarians and Computers (LAC '10 vol 3)* ed Smythe R N and Noble A (Milan Italy: Papparazzi Press) pp 422–431 URL <https://doi.org/10.990000/woot07-S422>
- [22] Gundy M V, Balzarotti D and Vigna G 2007 Catch me, if you can: Evading network signatures with web-based polymorphic worms *Proceedings of the first USENIX workshop on Offensive Technologies WOOT '07* (Berkley, CA: USENIX Association) p 7
- [23] Harel D 1978 Logics of programs: Axiomatics and descriptive power MIT Research Lab Technical Report TR-200 Massachusetts Institute of Technology Cambridge, MA
- [24] Clarkson K L 1985 *Algorithms for Closest-Point Problems (Computational Geometry)* Ph.D. thesis Stanford University Palo Alto, CA UMI Order Number: AAT 8506171
- [25] Anisi D A 2003 *Optimal Motion Control of a Ground Vehicle* Master's thesis Royal Institute of Technology (KTH), Stockholm, Sweden
- [26] Saptsin V and Soloviev V 2009 Relativistic quantum econophysics - new paradigms in complex systems modelling URL <https://doi.org/10.48550/ARXIV.0907.1142>
- [27] Thornburg H 2001 Introduction to bayesian statistics URL <http://ccrma.stanford.edu/~jos/bayes/bayes.html>
- [28] Ablamowicz R and Fauser B 2007 CLIFFORD: a Maple 11 Package for Clifford Algebra Computations, version 11 URL <http://math.tntech.edu/rafal/cliff11/index.html>
- [29] Poker-EdgeCom 2006 Stats and analysis URL <http://www.poker-edge.com/stats.php>
- [30] Obama B 2008 A more perfect union Video URL <http://video.google.com/videoplay?docid=6528042696351994555>
- [31] Novak D 2003 Solder man *ACM SIGGRAPH 2003 Video Review on Animation theater Program: Part I - Vol. 145 (July 27–27, 2003)* (New York, NY: ACM Press) p 4 URL <http://video.google.com/videoplay?docid=6528042696351994555>
- [32] Lee N 2005 *Comput. Entertain.* **3**(1) 4 URL <https://doi.org/10.1145/1057270.1057278>
- [33] Scientist J 2009 The fountain of youth patent No. 12345, Filed July 1st., 2008, Issued Aug. 9th., 2009
- [34] Rous B 2008 *Digital Libraries* **12**(3) to appear
- [35] Saeedi M, Zamani M S and Sedighi M 2010 *Microelectron. J.* **41**(4) 185–194
- [36] Saeedi M, Zamani M S, Sedighi M and Sasanian Z 2010 *J. Emerg. Technol. Comput. Syst.* **6**(4)
- [37] Kirschmer M and Voight J 2010 *SIAM J. Comput.* **39**(5) 1714–1747 ISSN 0097-5397 URL <http://dx.doi.org/10.1137/080734467>
- [38] Hörmander L 1985 *The analysis of linear partial differential operators. IV (Grundlehren der Mathematischen Wissenschaften [Fundamental Principles of Mathematical Sciences] vol 275)* (Berlin, Germany: Springer-Verlag) ISBN 3-540-13829-3 fourier integral operators
- [39] Hörmander L 1985 *The analysis of linear partial differential operators. III (Grundlehren der Mathematischen Wissenschaften [Fundamental Principles of Mathematical Sciences] vol 275)* (Berlin, Germany: Springer-Verlag) ISBN 3-540-13828-5 pseudodifferential operators
- [40] 2004 IEEE TCSC Executive Committee *Proceedings of the IEEE International Conference on Web Services ICWS '04* (Washington, DC, USA: IEEE Computer Society) pp 21–22 ISBN 0-7695-2167-3 URL <http://dx.doi.org/10.1109/ICWS.2004.64>
- [41] 2017 Institutional members of the T_EX users group URL <http://www.tug.org/instmemb.html>
- [42] R Core Team 2019 R: A language and environment for statistical computing URL <https://www.R-project.org/>
- [43] Anzaroot S and McCallum A 2013 UMass citation field extraction dataset URL <http://www.ies1.cs.umass.edu/data/data-umasscitationfield>
- [44] Cisneros A 1971 *Astrophys. Space Sci.* **10** 87

- [45] Carlip S and Vera R 1998 *Phys. Rev. D* **58** 011345
- [46] Davies K and Brown G 1997 *J. High Energy Phys.* JHEP12(1997)002
- [47] Neilson D and Choptuik M 2000 *Class. Quantum Grav.* **17** 761 (Preprint gr-qc/9812053)
- [48] Harrison M 1999 Dipheomorphism-invariant manifolds (Preprint hep-th/9909196)
- [49] Dorman L I 1975 *Variations of Galactic Cosmic Rays* (Moscow: Moscow State University Press) p 103
- [50] Bardeen J, Cooper L N and Schrieffer J R 1957 *Phys. Rev.* **108**(5) 1175
- [51] Rose M E 1957 *Elementary Theory of Angular Momentum* (New York: Wiley)
- [52] Dirac P A M 1967 *The Principles of Quantum Mechanics* 4th ed (*The International Series of Monographs on Physics* no 27) (Oxford: Clarendon Press)
- [53] Bell R E 1965 Coincidence techniques and the measurement of short mean lives *Alpha-, Beta-, and Gamma-Ray Spectroscopy* vol 2 ed Siegbahn K (Amsterdam: North-Holland) p 905
- [54] Caprio M A 2003 *Structure of collective modes in transitional and deformed nuclei* Ph.D. thesis Yale University (Preprint nucl-ex/0502004)
- [55] Doe J 2006 private communication
- [56] Mucklow J 2007 Preparing a paper using L^AT_EX₂ ϵ for publication in *Journal of Physics: Conference Series* URL <https://cds.cern.ch/record/1987725/files/JPCSLaTeXGuidelines.pdf>
- [57] Tkachuk V V, Yechkalo Y V and Semerikov S O 2019 *Educational Dimension* **53**(1) 125–146 URL <https://doi.org/10.31812/educdim.v53i1.3839>
- [58] Zel'dovich Ya B and Raizer Yu P 1967 *Physics of Shock Waves and High-Temperature Hydrodynamic Phenomena* (New York: Academic Press)
- [59] von Neumann J 1955 *Mathematical Foundations of Quantum Mechanics* (Princeton: Princeton University Press)
- [60] Semerikov S O, Teplytskyi I O, Soloviev V N, Hamaniuk V A, Ponomareva N S, Kolgatin O H, Kolgatina L S, Byelyavtseva T V, Amelina S M and Tarasenko R O 2021 *Journal of Physics: Conference Series* **1840**(1) 012036 URL <https://doi.org/10.1088/1742-6596/1840/1/012036>
- [61] Trius Y V, Solov'ev V N, Serdyuk O A and Piskun O V 2004 *Upravlyayushchie Sistemy i Mashiny* (4) 74–81
- [62] Dixon D D, Kaus P and Wudka J 1997 *Phys. Rev. D* **55** 6344–6356
- [63] Morkun V, Semerikov S and Hryshchenko S 2014 *Metallurgical and Mining Industry* **6**(4) 4–7
- [64] Vlasenko K V, Rovenska O G, Chumak O O, Lovianova I V and Achkan V V 2021 *Journal of Physics: Conference Series* **1946**(1) 012017
- [65] Kunze K 2003 T-duality and penrose limits of spatially homogeneous and inhomogeneous cosmologies (Preprint gr-qc/0303038)
- [66] Azizi K, Sundu H, Süngü J Y and Yinelek N 2013 Properties of D_{s2}^* (2573) charmed-strange tensor meson (Preprint 1307.6058)
- [67] Kalitkin N N and Kuz'mina L V 1975 Tables of thermodynamic functions of matter at high concentration of energy Preprint 35 Institute of Applied Mathematics of the USSR Academy of Sciences Moscow
- [68] Kerley G I 2003 Equations of state for titanium and Ti6Al4V alloy Report SAND 2003-3785 Sandia National Laboratories Albuquerque, NM
- [69] Rutberg Ph G, Safronov A A and Shiryaev V N 2004 Three-phase ac plasma generator Patent RU 2231936
- [70] Neilson D and Choptuik M 2000 *Class. Quantum Grav.* **17** 761 (Preprint gr-qc/9812053)
- [71] Goossens M, Mittelbach F and Samarin A 1993 *The LaTeX Companion* (Reading, MA: Addison-Wesley)
- [72] Dirac P A M 1967 *The Principles of Quantum Mechanics* 4th ed (*The International Series of Monographs on Physics* no 27) (Oxford: Clarendon Press)
- [73] Nikiforov A F, Novikov V G and Uvarov V B 2005 *Quantum-Statistical Models of Hot Dense Matter* (Basel: Birkhäuser Verlag) chap 1, pp 3–28
- [74] Morse M 1996 Supersonic beam sources *Atomic Molecular and Optical Physics (Experimental Methods in the Physical Sciences* vol 29) ed Dunning F B and Hulet R (San Diego: Academic)
- [75] Tkachuk V, Yechkalo Y, Semerikov S, Kislova M and Hladyr Y 2021 Using Mobile ICT for Online Learning During COVID-19 Lockdown *Information and Communication Technologies in Education, Research, and Industrial Applications* ed Bollin A, Ermolayev V, Mayr H C, Nikitchenko M, Spivakovsky A, Tkachuk M, Yakovyna V and Zholtkevych G (Cham: Springer International Publishing) pp 46–67 ISBN 978-3-030-77592-6 URL https://doi.org/10.1007/978-3-030-77592-6_3