



**BIRMINGHAM CITY  
University**

FIRST LINE OF YOUR TITLE  
SECOND LINE  
THIRD

By

JOSEPH CHAMBERLAIN

A thesis submitted as part of the requirements  
for the degree of MSc User Experience Design  
at the College of Computing  
Birmingham City University, Birmingham, UK

Month Year

Supervisor(s) Dr Daniel C. Doolan and Dr Tychonas Michailidis

## ABSTRACT

Your abstract goes here

## DEDICATION

Dedicated to my cats - This is optional

## ACKNOWLEDGMENTS

I acknowledge the people who helped me.

# Contents

	<b>Page</b>
<b>1 Introduction</b>	<b>1</b>
1.1 Rational . . . . .	1
1.1.1 Aims . . . . .	1
1.1.2 Objectives . . . . .	1
<b>2 Indicative Literature</b>	<b>4</b>
2.1 Heading . . . . .	4
2.1.1 sub Heading . . . . .	4
2.1.2 sub Heading . . . . .	4
<b>3 Research Methodology</b>	<b>6</b>
3.1 Heading . . . . .	6
3.1.1 sub Heading . . . . .	6
3.1.2 sub Heading . . . . .	6
<b>4 The Results/Findings</b>	<b>8</b>
4.1 Heading . . . . .	8
4.1.1 sub Heading . . . . .	8
4.1.2 sub Heading . . . . .	8
<b>5 Discussion</b>	<b>10</b>

5.1	Heading . . . . .	10
5.1.1	sub Heading . . . . .	10
5.1.2	sub Heading . . . . .	10
<b>6</b>	<b>Conclusions</b>	<b>12</b>
6.1	Heading . . . . .	12
6.1.1	sub Heading . . . . .	12
6.1.2	sub Heading . . . . .	12
<b>7</b>	<b>Recommendations</b>	<b>14</b>
7.1	Heading . . . . .	14
7.1.1	sub Heading . . . . .	14
7.1.2	sub Heading . . . . .	14
	<b>References</b>	<b>16</b>
	<b>Index</b>	<b>18</b>
	<b>First Appendix</b>	<b>18</b>

# List of Figures

1.1	An example graph . . . . .	2
2.1	An example graph . . . . .	5
3.1	An example graph . . . . .	7
4.1	An example graph . . . . .	9
5.1	An example graph . . . . .	11
6.1	An example graph . . . . .	13
7.1	An example graph . . . . .	15
2	Again, the example graph. . . . .	18

# List of Tables

1.1	Whole-genome sequences used in this study . . . . .	3
-----	---	---



# Glossary

**maths** What mathematicians do.. 1



# Chapter 1

## Introduction

### 1.1 Rational

#### 1.1.1 Aims

#### 1.1.2 Objectives

#### Subsection of a Subsection

Example of double quotes “word”. Example of citation (Altschul et al., 1997). Example of multiple citations (Altschul et al., 1997; Baker et al., 2007).

Example of italic text - *Escherichia*, *Salmonella*, and *Shigella* spp.

Example of hyperlink <http://www.wikibooks.org>.

Another example of hyperlink [Wikibooks home](#).

LaTeX has a special way to embed maths symbols and notations. Here are some of them. Also, observe how a bullet list is made.

- greater than  $\geq$
- less than  $\leq$

- percent sign %
- multiply  $N \times N$
- inline equation  $M = N(N - 1)/2$

Example of a mathematical formula:

$$ADD = \sum_{i=1}^M | \langle D(n+1, i) \rangle - \langle D(n, i) \rangle | \quad (1.1)$$

Example of a figure.

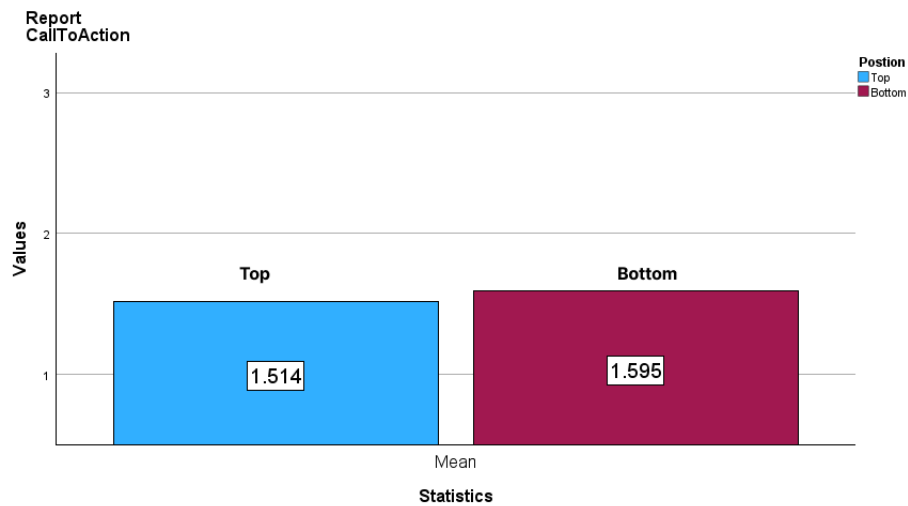


Figure 1.1: An example graph

Example of a table and here is the reference to Table 1.1.

ORGANISM	ACCESSION NO.	GENOME SIZE (bp)	No. CDS
<i>Mesorhizobium loti</i>	NC_002678	7036071	6743
<i>Sinorhizobium meliloti</i>	NC_003047	3654135	3359
<i>Bradyrhizobium japonicum</i>	NC_004463	9105828	8317
<i>Rhodopseudomonas palustris</i>	NC_005296	5459213	4813
<i>Bartonella quintana</i>	NC_005955	1581384	1142
<i>Bartonella henselae</i>	NC_005956	1931047	1488
<i>Rickettsia typhi</i>	NC_006142	1111496	837
<i>Beijerinckia indica</i>	NC_010581	4170153	3569

Table 1.1: Whole-genome sequences used in this study

# Chapter 2

## Indicative Literature

### 2.1 Heading

The placement and design of Call-to-Action (CTA) buttons on a webpage is a significant aspect of User Experience (UX) design. It helps in directing user engagement and decision-making. Several studies have proven that the positioning of CTAs can significantly affect user behaviour and their actions (Experience, n.d.).

#### 2.1.1 sub Heading

#### 2.1.2 sub Heading

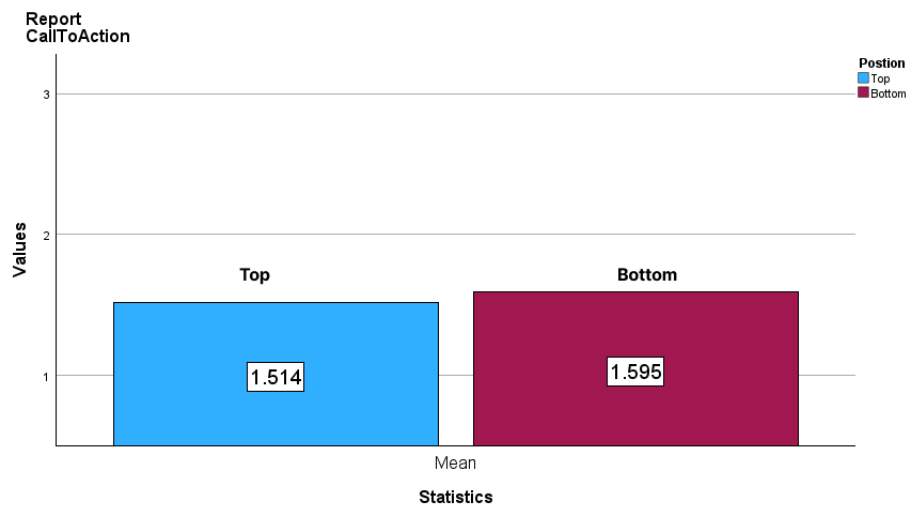


Figure 2.1: An example graph

# Chapter 3

## Research Methodology

### 3.1 Heading

The placement and design of Call-to-Action (CTA) buttons on a webpage is a significant aspect of User Experience (UX) design. It helps in directing user engagement and decision-making. Several studies have proven that the positioning of CTAs can significantly affect user behaviour and their actions (Experience, n.d.).

#### 3.1.1 sub Heading

#### 3.1.2 sub Heading



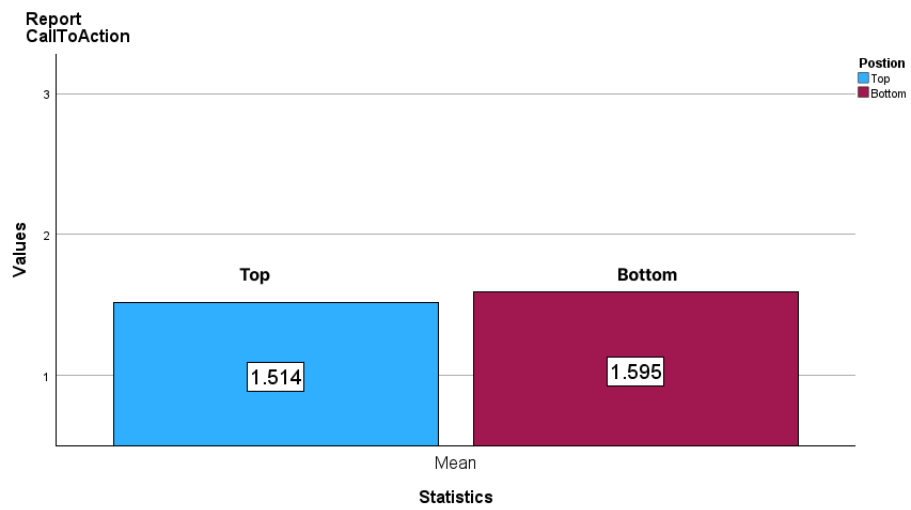


Figure 3.1: An example graph

# Chapter 4

## The Results/Findings

### 4.1 Heading

The placement and design of Call-to-Action (CTA) buttons on a webpage is a significant aspect of User Experience (UX) design. It helps in directing user engagement and decision-making. Several studies have proven that the positioning of CTAs can significantly affect user behaviour and their actions (Experience, n.d.).

#### 4.1.1 sub Heading

#### 4.1.2 sub Heading

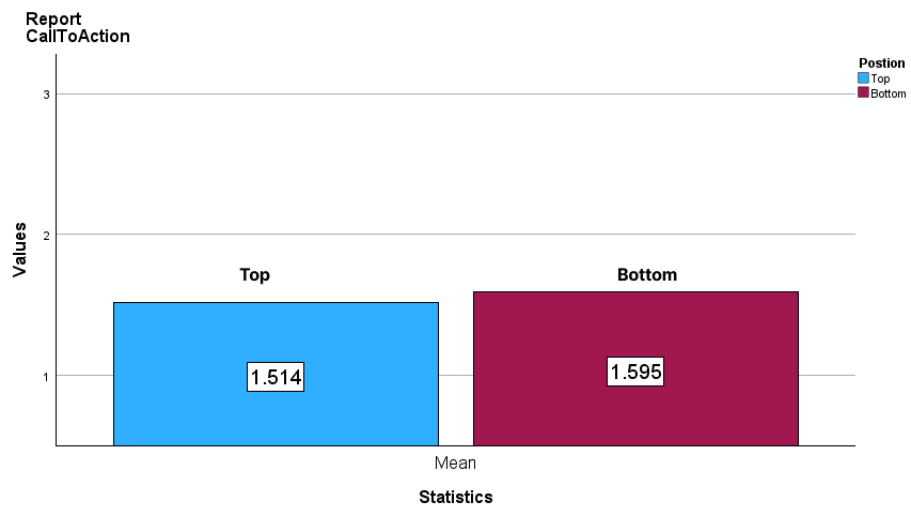


Figure 4.1: An example graph

# Chapter 5

## Discussion

### 5.1 Heading

The placement and design of Call-to-Action (CTA) buttons on a webpage is a significant aspect of User Experience (UX) design. It helps in directing user engagement and decision-making. Several studies have proven that the positioning of CTAs can significantly affect user behaviour and their actions (Experience, n.d.).

#### 5.1.1 sub Heading

#### 5.1.2 sub Heading

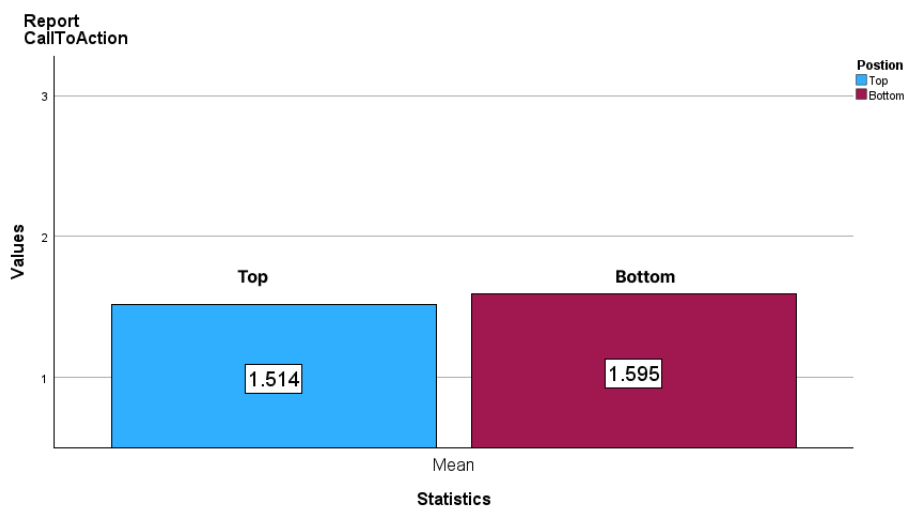


Figure 5.1: An example graph

# Chapter 6

## Conclusions

### 6.1 Heading

The placement and design of Call-to-Action (CTA) buttons on a webpage is a significant aspect of User Experience (UX) design. It helps in directing user engagement and decision-making. Several studies have proven that the positioning of CTAs can significantly affect user behaviour and their actions (Experience, n.d.).

#### 6.1.1 sub Heading

#### 6.1.2 sub Heading

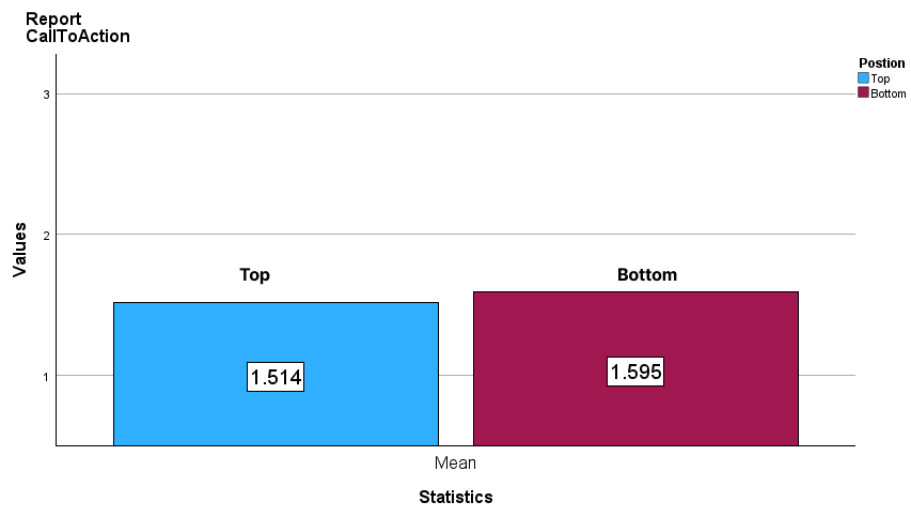


Figure 6.1: An example graph

# Chapter 7

## Recommendations

### 7.1 Heading

The placement and design of Call-to-Action (CTA) buttons on a webpage is a significant aspect of User Experience (UX) design. It helps in directing user engagement and decision-making. Several studies have proven that the positioning of CTAs can significantly affect user behaviour and their actions (Experience, n.d.).

#### 7.1.1 sub Heading

#### 7.1.2 sub Heading



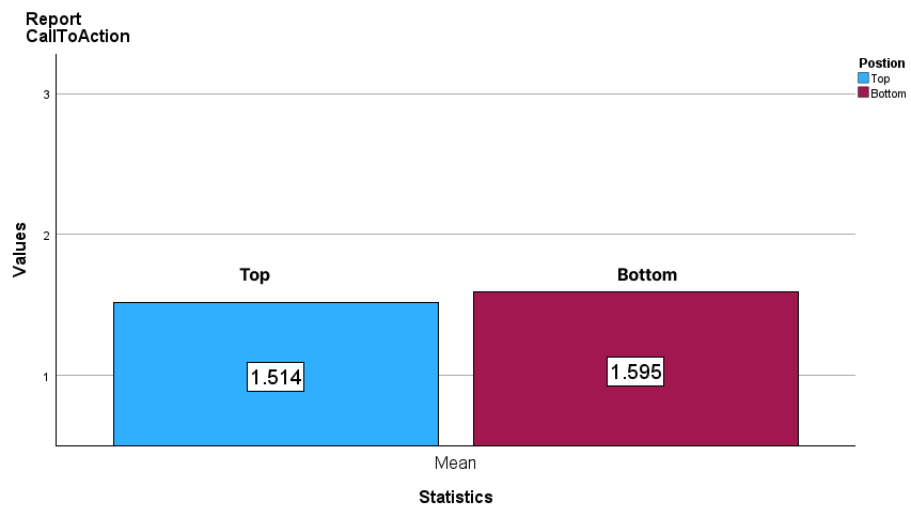


Figure 7.1: An example graph

# References

- Altschul, Stephen F et al. (1997). “Gapped BLAST and PSI-BLAST: a new generation of protein database search programs”. In: *Nucleic acids research* 25.17, pp. 3389–3402.
- Baker, Stephen et al. (2007). “A novel linear plasmid mediates flagellar variation in *Salmonella* Typhi”. In: *PLoS Pathog* 3.5, e59.
- Burnett, JoAnn C (Jan. 2014). “Web Design Factors That Influence User Behavior”. In: *Web Design Factors That Influence User Behavior*. (Visited on 05/03/2024).
- Chen, Tser-Yieth, Tsai-Lien Yeh, and Chin-I Chang (June 2018). “How different advertising formats and calls to action on videos affect advertising recognition and consequent behaviours”. In: *The Service Industries Journal* 40, pp. 358–379. DOI: [10.1080/02642069.2018.1480724](https://doi.org/10.1080/02642069.2018.1480724).
- Experience, World Leaders in Research-Based User (n.d.). *Beyond Blue Links: Making Clickable Elements Recognizable*. Nielsen Norman Group. URL: <https://www.nngroup.com/articles/clickable-elements/>.
- Li, Dongqi, Zihuang Tang, and Nan Zhao (July 2023). “How does users’ interest influence their click behavior?: evidence from Chinese online video media”. In: *Frontiers in psychology* 14. DOI: [10.3389/fpsyg.2023.1101396](https://doi.org/10.3389/fpsyg.2023.1101396).
- Lothia, Ritu, Naveen Donthu, and Edmund K. Hershberger (Dec. 2003). “The Impact Of Content And Design Elements On Banner Advertising Click-Through Rates”. In: *Journal of Advertising Research* 43, pp. 410–418. DOI: [10.2501/jar-43-4-410-418](https://doi.org/10.2501/jar-43-4-410-418).
- Lu, Hongyu, Min Zhang, and Shaoping Ma (2018). “Between Clicks and Satisfaction: Study on Multi-Phase User Preferences and Satisfaction for Online News Reading”. In: *Between Clicks and Satisfaction: Study on Multi-Phase User Preferences and Sat-*

- isfaction for Online News Reading*. DOI: [10.1145/3209978.3210007](https://doi.org/10.1145/3209978.3210007). (Visited on 05/03/2024).
- Nielsen, Jakob (Oct. 2010). *Photos as Web Content*. Nielsen Norman Group. URL: <https://www.nngroup.com/articles/photos-as-web-content/>.
- Qin, Jiarui et al. (July 2020). “User Behavior Retrieval for Click-Through Rate Prediction”. In: *Proceedings of the 43rd International ACM SIGIR Conference on Research and Development in Information Retrieval*. DOI: [10.1145/3397271.3401440](https://doi.org/10.1145/3397271.3401440). URL: <https://arxiv.org/pdf/2005.14171.pdf> (visited on 01/12/2022).
- SHAPIRO, S. S. and M. B. WILK (Dec. 1965). “An analysis of variance test for normality (complete samples)”. In: *Biometrika* 52, pp. 591–611. DOI: [10.1093/biomet/52.3-4.591](https://doi.org/10.1093/biomet/52.3-4.591). URL: <https://academic.oup.com/biomet/article/52/3-4/591/336553> (visited on 09/14/2019).
- Wetterstrand, K A (2016). *DNA Sequencing Costs: Data from the NHGRI Genome Sequencing Program (GSP)*. URL: [www.genome.gov/sequencingcosts](http://www.genome.gov/sequencingcosts).

## Websites consulted

- Wikipedia – [www.wikipedia.org](http://www.wikipedia.org)

# Appendix

## First Appendix

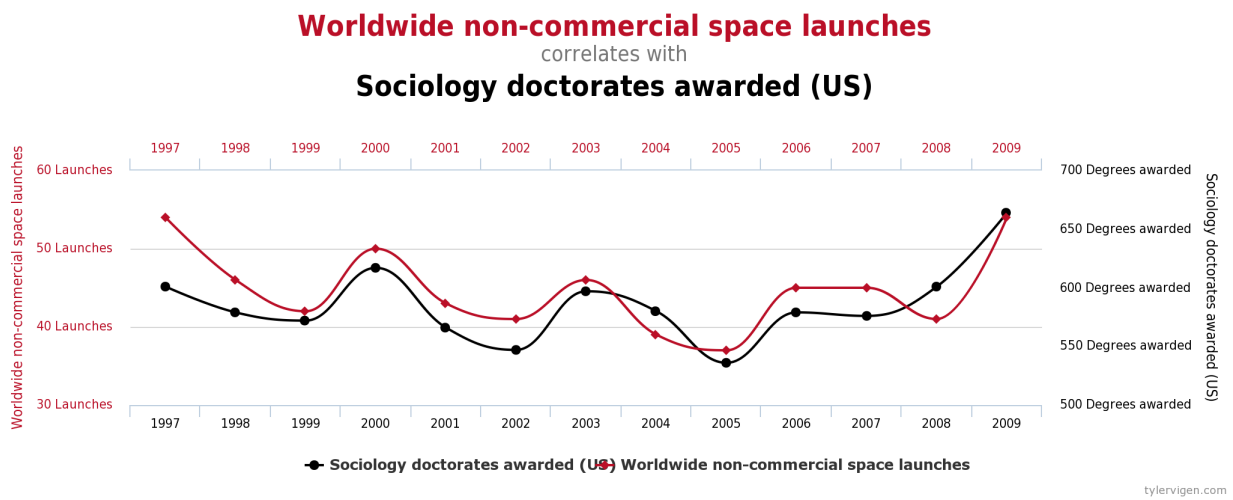


Figure 2: Again, the example graph.